

# TECHSPEC® COMPACT FIXED FOCAL LENGTH LENS

#59-872 • 35mm FL • f/1.65

Designed for use in machine vision applications, our TECHSPEC® Compact Fixed Focal Length Lenses are ideal for use in factory automation, inspection or qualification. These machine vision lenses have been optically designed with the working distance and resolution requirements of factory automation and inspection in mind. Featuring large maximum apertures, these high performance lenses can be used in even the most restrictive lighting conditions. Each lens has a broadband anti-reflection coating, which increases transmission by up to 12 percent over the standard MgF2 coating on competitive lenses.



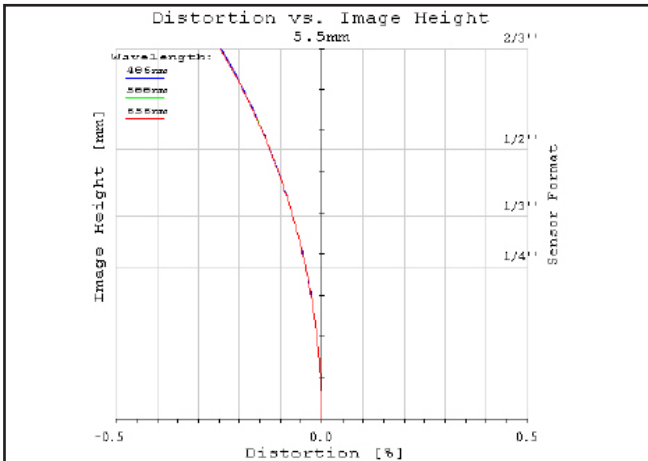
TECHSPEC® COMPACT FIXED FOCAL LENGTH LENS

<b>Focal Length:</b>	35mm
<b>Minimum Working Distance<sup>1</sup>:</b>	165mm
<b>Focus Range<sup>1</sup> (Lockable):</b>	165mm - ∞
<b>Length at Near Focus:</b>	41.0mm
<b>Length at Far Focus:</b>	37.9mm
<b>Filter Thread:</b>	M25.5 x 0.5
<b>Max. Sensor Format:</b>	2/3"
<b>Camera Mount:</b>	C-Mount

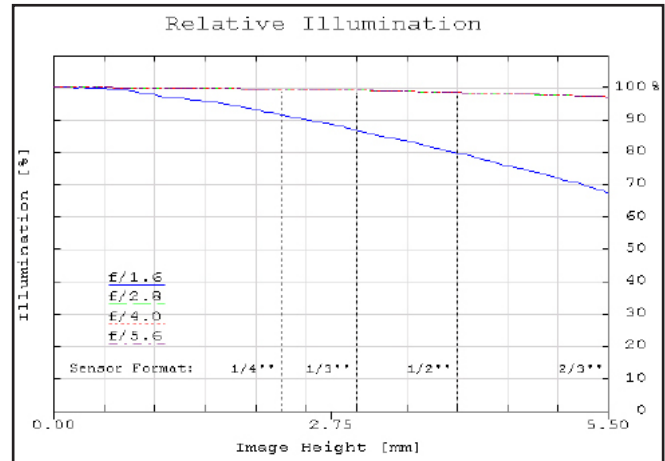
<b>Aperture (f/#):</b>	f/1.65 - f/22
<b>Magnification Range:</b>	0X - 0.22X
<b>Distortion<sup>2</sup>:</b>	<0.3%
<b>Object Space NA<sup>2</sup>:</b>	0.021
<b>Number of Elements (Groups):</b>	7 (6)
<b>AR Coating:</b>	425 - 675nm BBAR
<b>Weight:</b>	75g

Sensor Size	1/4"	1/3"	1/2.5"	1/2"	1/1.8"	2/3"	1"	4/3"
<b>Field of View<sup>3</sup></b>	16.1mm - 5.9°	21.4mm - 7.8°	25.4mm - 9.3°	28.5mm - 10.4°	32.0mm - 11.7°	39.3mm - 14.3°	N/A	N/A

1. From front of housing 2. At 300mm W.D. 3. Horizontal FOV on standard 4:3 sensor format. Min. W.D. - angular FOV at infinite conjugate Specifications subject to change



**Figure 1:** Distortion at the maximum sensor format. Positive values correspond to pincushion distortion, negative values correspond to barrel distortion.



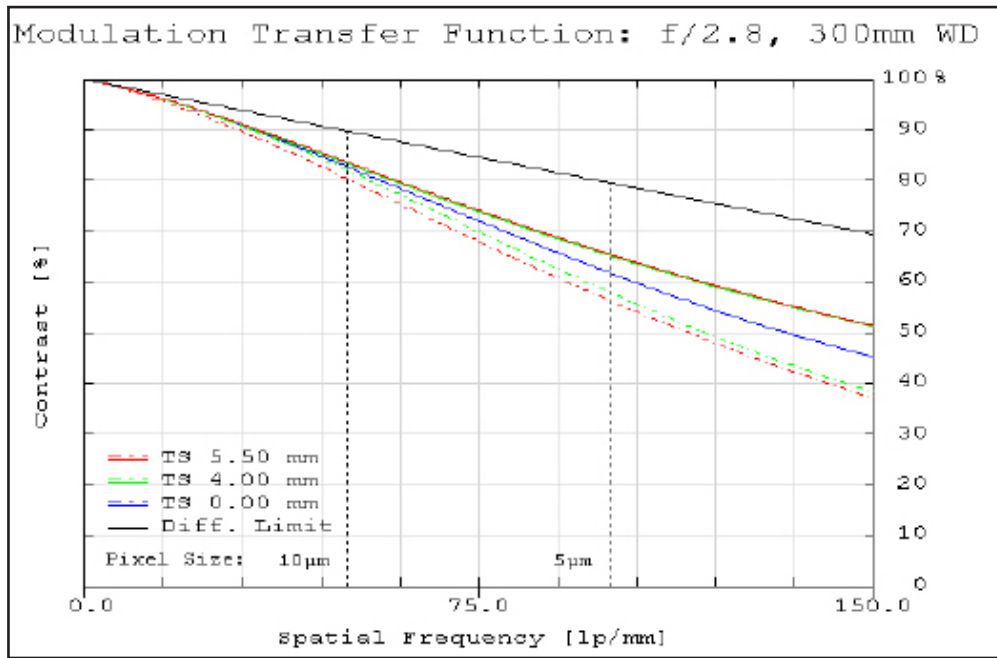
**Figure 2:** Relative illumination (center to corner)

In both plots, field points corresponding to the image circle of common sensor formats are included. Plots represent theoretical values from lens design software. Actual lens performance varies due to manufacturing tolerances.

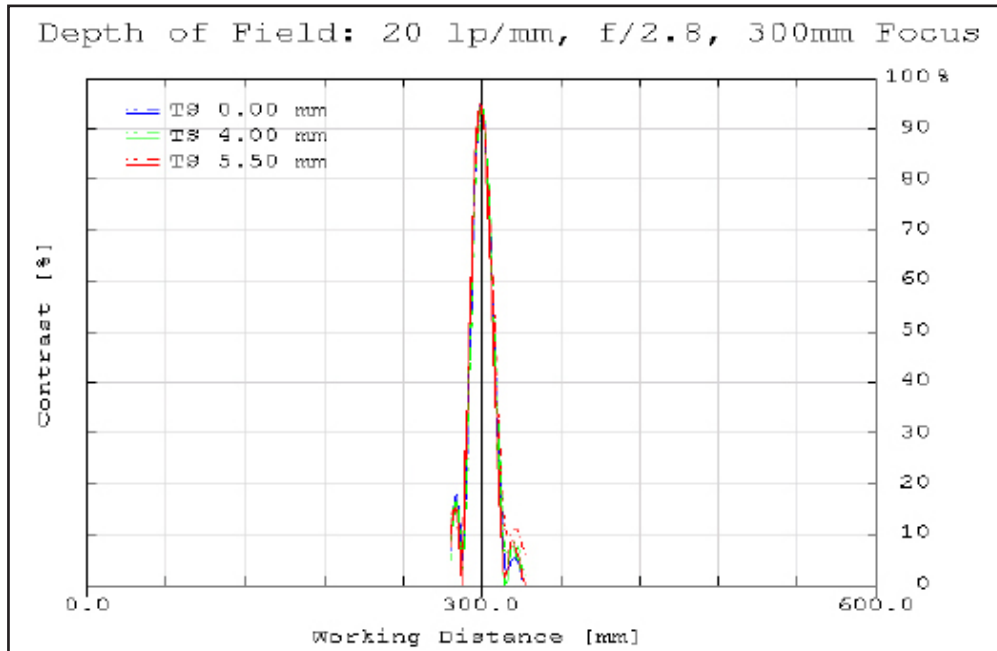
# TECHSPEC® COMPACT FIXED FOCAL LENGTH LENS

#59-872 • 35mm FL • f/1.65

MTF & DOF: f/2.8  
WD: 300mm



**Figure 3:** Image space polychromatic diffraction FFT Modulation Transfer Function (MTF) for  $\lambda = 486\text{nm}$  to  $656\text{nm}$ . Included are Tangential and Sagittal values for field points on center, at 70% of full field and at the maximum sensor format. Solid black line indicates diffraction limit determined by  $f/\#$ -defined aperture. Frequencies corresponding to the Nyquist resolution limit of pixel sizes are indicated.



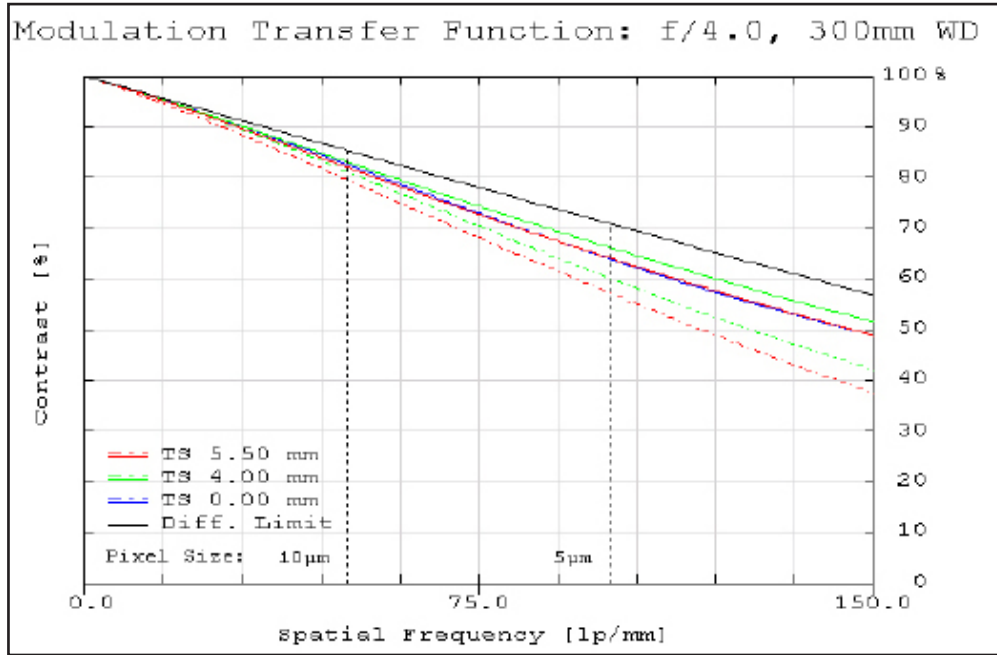
**Figure 4:** Polychromatic diffraction through-focus MTF at 20 linepairs/mm (image space). Contrast is plotted to two times the focus distance. Note object spatial frequency changes with working distance.

Plots represent theoretical values from lens design software. Actual lens performance varies due to manufacturing tolerances.

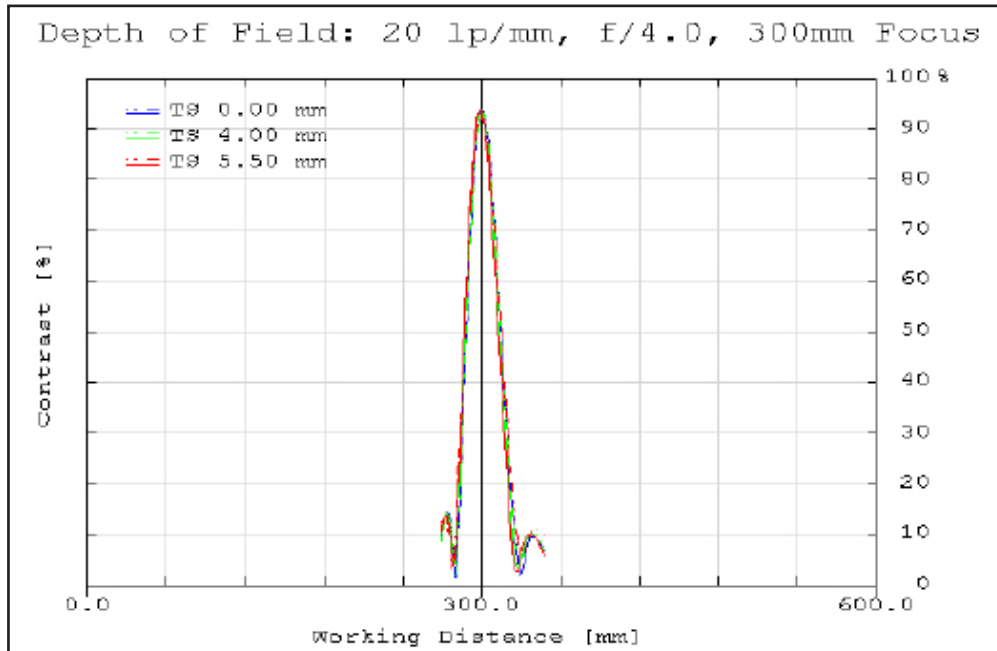
# TECHSPEC® COMPACT FIXED FOCAL LENGTH LENS

#59-872 • 35mm FL • f/1.65

MTF & DOF: f/4.0  
WD: 300mm



**Figure 5:** Image space polychromatic diffraction FFT Modulation Transfer Function (MTF) for  $\lambda = 486\text{nm}$  to  $656\text{nm}$ . Included are Tangential and Sagittal values for field points on center, at 70% of full field and at the maximum sensor format. Solid black line indicates diffraction limit determined by  $f/\#$ -defined aperture. Frequencies corresponding to the Nyquist resolution limit of pixel sizes are indicated.



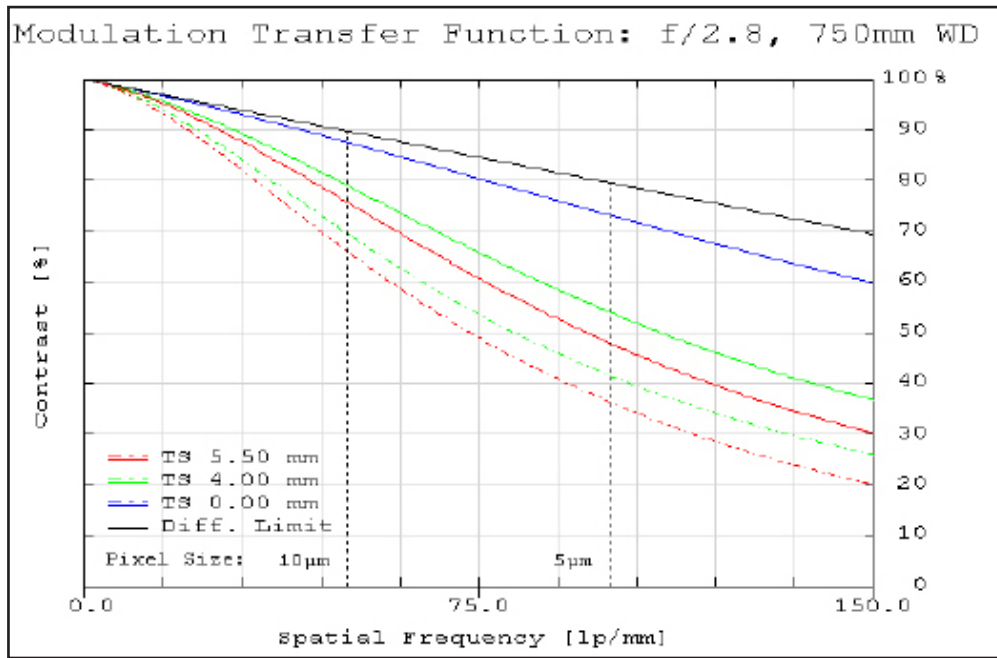
**Figure 6:** Polychromatic diffraction through-focus MTF at 20 linepairs/mm (image space). Contrast is plotted to two times the focus distance. Note object spatial frequency changes with working distance.

Plots represent theoretical values from lens design software. Actual lens performance varies due to manufacturing tolerances.

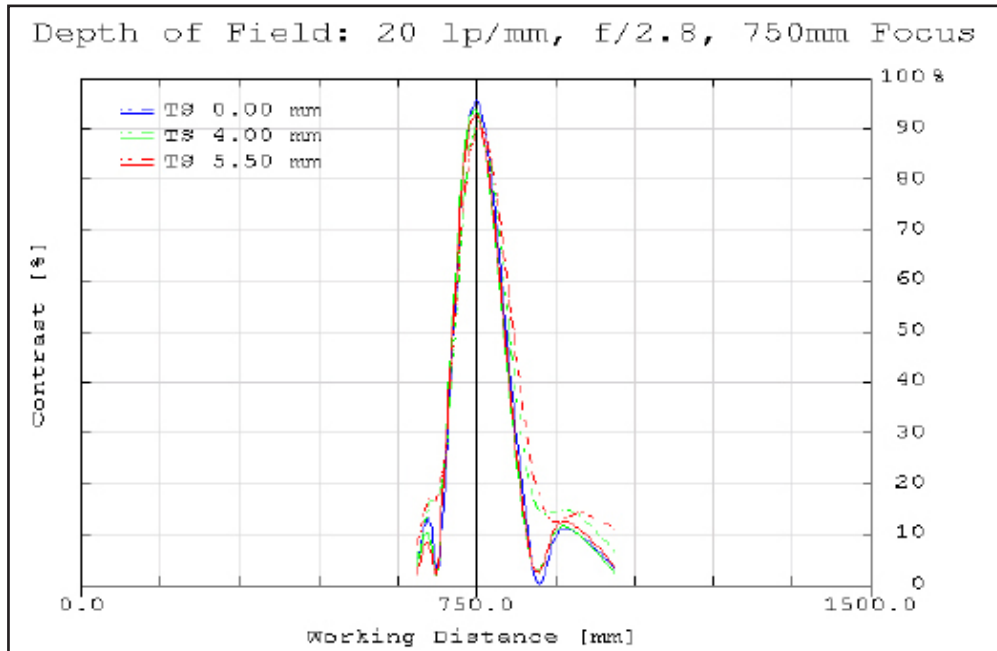
# TECHSPEC® COMPACT FIXED FOCAL LENGTH LENS

#59-872 • 35mm FL • f/1.65

MTF & DOF: f/2.8  
WD: 750mm



**Figure 7:** Image space polychromatic diffraction FFT Modulation Transfer Function (MTF) for  $\lambda = 486\text{nm}$  to  $656\text{nm}$ . Included are Tangential and Sagittal values for field points on center, at 70% of full field and at the maximum sensor format. Solid black line indicates diffraction limit determined by  $f/\#$ -defined aperture. Frequencies corresponding to the Nyquist resolution limit of pixel sizes are indicated.



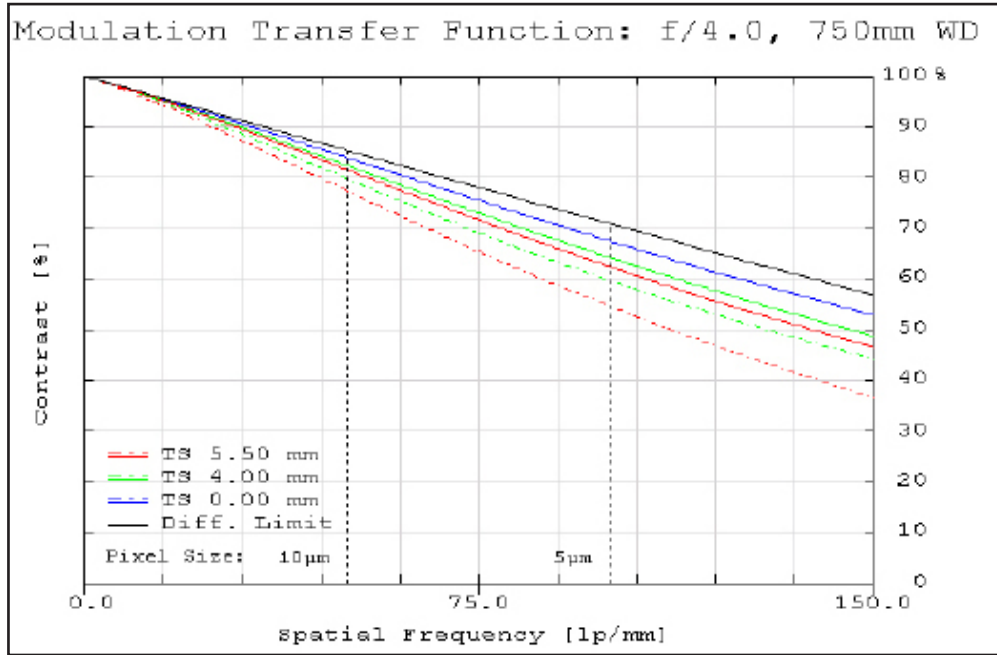
**Figure 8:** Polychromatic diffraction through-focus MTF at 20 linepairs/mm (image space). Contrast is plotted to two times the focus distance. Note object spatial frequency changes with working distance.

Plots represent theoretical values from lens design software. Actual lens performance varies due to manufacturing tolerances.

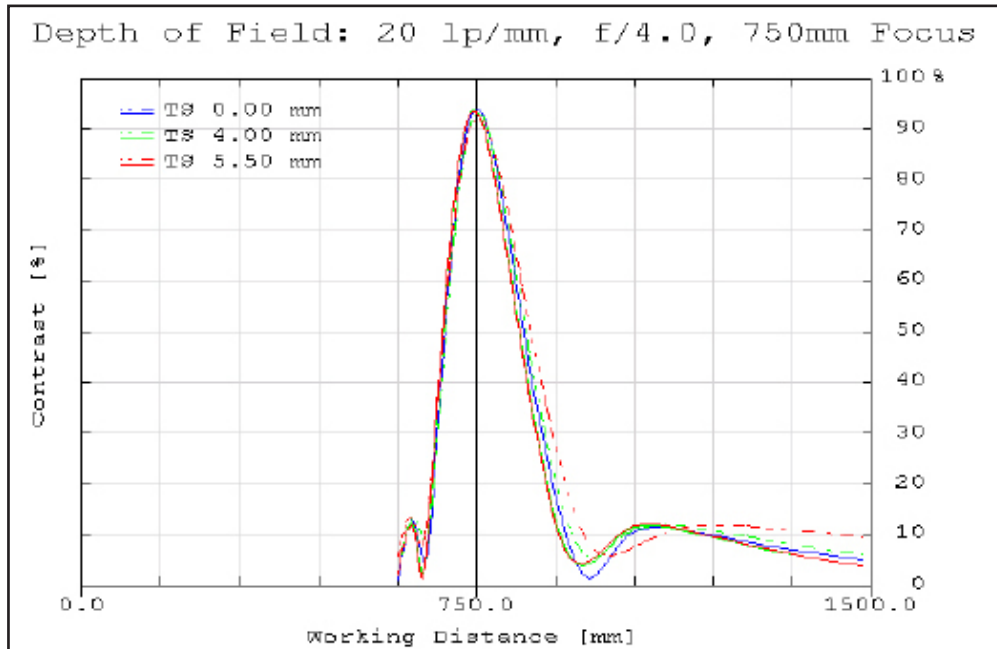
# TECHSPEC® COMPACT FIXED FOCAL LENGTH LENS

#59-872 • 35mm FL • f/1.65

MTF & DOF: f/4.0  
WD: 750mm



**Figure 9:** Image space polychromatic diffraction FFT Modulation Transfer Function (MTF) for  $\lambda = 486\text{nm}$  to  $656\text{nm}$ . Included are Tangential and Sagittal values for field points on center, at 70% of full field and at the maximum sensor format. Solid black line indicates diffraction limit determined by  $f/\#$ -defined aperture. Frequencies corresponding to the Nyquist resolution limit of pixel sizes are indicated.



**Figure 10:** Polychromatic diffraction through-focus MTF at 20 linepairs/mm (image space). Contrast is plotted to two times the focus distance. Note object spatial frequency changes with working distance.

Plots represent theoretical values from lens design software. Actual lens performance varies due to manufacturing tolerances.