

# 6-MONTH REPORT



2021



## KEY FIGURES

in € m*	01/01/ - 06/30/2021	01/01/ - 06/30/2020	Changes to previous year	in € m*	06/30/2021	12/31/2020	Changes to previous year
Sales revenues	115.2	88.9	30 %	Total assets	204.3	190.1	7 %
Incoming orders	152.4	92.3	65 %	Long-term assets	95.1	95.0	0 %
Gross results	62.7	47.2	33 %	Equity	122.7	114.9	7 %
Gross profit margin	54.4 %	53.1 %	1.3 Pp.	Liabilities	81.6	75.2	9 %
Full costs for research and development	14.2	12.1	17 %	Equity ratio	60.1 %	60.4 %	-0.3 Pp.
Research and development ratio	12.3 %	13.6 %	-1.3 Pp.	Net cash	23.0	23.0	0 %
EBITDA	29.7	19.8	50 %	Working Capital	38.2	27.3	40 %
EBIT	21.0	13.2	59 %	Number of employees for the period (full time equivalents)	833	808	3 %
EBT	20.8	12.8	63 %	Share price (XETRA) in €	104.40	72.00	45 %
EBT Margin	18.1 %	14.4 %	3.7 Pp.	Number of shares in circulation	9,977,500	10,005,264	<1 %
Net income	15.7	9.6	64 %	Market capitalization	1,041.7	720.4	45 %
Weighted average number of shares	10,002,716	10,006,082	0 %				
Result per share (€)	1.57	0.96	64 %				
Cash flow from operating activities	19.7	15.4	28 %				
Cash flow from investing activities	-9.1	-13.6	-33 %				
Free Cash flow	10.6	1.8	>100 %				

\*unless otherwise stated

\*unless otherwise stated

**OVERVIEW OF THE FIRST SIX MONTHS OF 2021:**

- ▶ Incoming orders: € 152.4 million (previous year: € 92.3 million, +65 %)
- ▶ Sales: € 115.2 million (previous year: € 88.9 million, +30 %)
- ▶ EBITDA: € 29.7 million (previous year: € 19.8 million, +50 %)
- ▶ EBT: € 20.8 million (previous year: € 12.8 million, +63 %)
- ▶ Net result: € 15.7 million (previous year: € 9.6 million, +64 %)
- ▶ Free cash flow: € 10.6 million (previous year: € 1.8 million, >100 %)

**Dear Ladies and Gentlemen,**

We are pleased to report very positive half-year results after a continuing positive course of business. We increased incoming orders, sales, and results with high growth rates. We take this momentum into the second half-year and even the way for a presumably strong financial year.

Despite continuing Corona related restrictions, and an increasingly challenging situation with the supply markets for semiconductor and electronics, we were fully functional in the first half-year, and increased our production volume by 37 % compared to the previous year. However, the very strong demand combined with bottlenecks in material procurement led to an extension of our delivery times and a further increase in the order backlog, representing a major challenge in the second half of the year against the background of the further worsening situation in the procurement market. We would like to take this opportunity to thank our customers for their trust and understanding and will continue to manage our supply chains with the highest priority in order to successfully master the situation in the procurement markets.

Beyond the operational business success, we recorded considerable progress in our strategic organizational and product development projects, and thus made further contributions to our long-term growth plans. Additionally, on April 1, a new organizational structure went live even better supporting the implementation of our company strategy.

Particularly due to our strong position in Asia, we benefitted in the best possible way and significantly stronger than the industry from the current upswing, and thus further increased our market shares. The double-digit increase in sales led to considerable economies of scale within the group. Consequently, we increased our net result by over 60 % compared to the previous year. The pre-tax return rate of 18 % was considerably above our long-term steering target of approximately 12 %.

These positive results were mainly achieved by the passion and extraordinary high commitment of our employees. We would like to thank them for their tireless dedication - especially in these challenging times.

In order to continue our further growth path with a high employee loyalty and new talents, we continuously invest in the employer attractiveness of Basler. In this context, we are very pleased to have recently been awarded the "Audit Beruf und Familie" (Job and Family) certificate for the fourth time. An attractive and family-friendly working environment is an integral part of our growth strategy. Furthermore, for the second time in a row, we won the Axia Best Management Award. The jury certified us excellent in strategy, productivity & innovation, culture & commitment as well as governance & finance.

The signs for a further good global economic development in 2021 are positive. We assume that the continuing overdemand for semiconductor and electronic products will lead to further equipment investments and thus to a demand for image processing technology. Furthermore, we see the first signs of a step-by-step improvement of the demand for image processing components from the general machinery and plant engineering categories as well as from the automotive industry. However, at the same time we assume the situation in the supply markets to remain very tense in the upcoming months limiting our

production volume due to supply bottlenecks. This is why we adhere to our annual forecast until further notice - despite the very high incoming orders and a positive market outlook.

The successful start into the year and the outlook for the upcoming quarters motivate us to further scale our global organization. With great passion and powerful investments, we will continue to shape Basler's future and transform the company from a camera maker to a full range supplier. In this context, in the past months, we authorized the recruiting of approximately 150 new employees and started the implementation of this recruiting program.

With this compact report, we would like to give you a deeper insight into the development of the Basler AG in the first half of this fiscal year.

## **BUSINESS DEVELOPMENT**

The Basler group closed very successfully the first six months. Compared to the same period of the previous year, sales increased by 30 % and incoming orders by 65 %. The strong demand for investment goods in the semiconductor, electronics, and logistics sectors continued in the second quarter. The demand from the general machinery and plant engineering as well as from the automotive industry showed the first signs of recovery.

Orders and sales of the German industry for image processing components also confirm this market development. According to VDMA (Verband Deutscher Maschinen- und Anlagenbau, German Engineering Federation), compared to the previous year, they recorded double-digit growth rates in the first six months of the year. At the end of June 2021, for the year under review, the VDMA (Verband Deutscher Maschinen- und Anlagenbau, German Engineering Federation) reported an increase in sales of 17 % for the German manufacturers of image processing components. According to VDMA, the industry's incoming orders increased by 29 % in the same period. Consequently, the Basler group considerably increased its market shares.

The Basler group also is affected by the global shortage in semiconductor components. Until now, the company successfully managed this shortage by its market position, long-term supplier relationships as well as a professional

supply-chain-management and thus ensured a material supply for a high production level. However, the situation on the supply markets for semiconductor and electronics components is very tense and will probably only improve in the course of the following calendar year. This presents the company with the great challenge to continue the delivery capability of the first half-year and additionally reduce the order backlog and delivery times.

## **PRODUCT LAUNCHES**

All activities around the development and launch of new products took place with high intensity in the first half-year. A total of € 14.2 million (previous year: € 12.1 million) was spent on development services. In the area of market communication, the Corona pandemic led to an even stronger focus on online activities in order to reach customers.

Mid-January, Basler announced the expansion of the boost camera series by CoaXPress 2.0 (CXP 2.0) interface and launched six new high resolution models based on this technology. Thanks to their CXP 2.0 interface, Basler boost cameras are ideally suitable for applications with image transmission distances up to 40 meters requiring high data rates and resolutions. This can be for example applications in the semiconductor, photovoltaic, inspection of displays, print and packaging industries, and medical technology industries.

Additionally, a new processing kit was presented at the embedded world 2021 DIGITAL rethinking embedded vision: The board developed by Basler is both - from the hardware and the software - optimized for a variety of vision applications. Due to its design developed for industrial use, the development kit can be used not only for prototyping but also in series production. Developers can thus use the embedded processing kit to create ready-to-use vision solutions very quickly. Furthermore, the new cooperation activities with Amazon Web Services were presented at the fair aiming at providing customers with embedded vision systems with cloud connection and AI algorithms.

Moreover, Basler extended its cooperation with the Variscite company in the field of embedded vision solutions with NXP i.MX 8M Plus technology. Variscite is the only system-on-module (SoM) manufacturer listed as platinum partner of

NXP giving it early access to new product launches before they are introduced on the market. Thus, Variscite is the only global SoM manufacturer launching the entire i.MX 8 product range on the market simultaneously with the launch of new NXP processors.

Within the change from a camera maker to a full range provider of accessories – cables, lenses, processing cards and lighting – the offering continues to expand. In this context, it is worth mentioning the Vision Systems Design 2021 Innovators Award, that was presented to Basler AG and its cooperation partner CCS Inc. at the end of May. Basler and CCS, a leading provider of LED industrial lighting, developed a comprehensive portfolio of intelligent lighting. The new lighting solution for selected Basler ace cameras with the Basler SLP feature enable a direct communication between the camera and the light source with only one software, the pylon camera suite software. This reduces the complexity of a vision system and shortens the time required for design and installation on the customer side.

In order to enable customers a targeted selection of image processing components, additional web tools were made available for them.

## OUTLOOK

The Basler group very successfully closed the first six months of the current financial year 2021 above expectations. It started with a very positive ratio between incoming orders and sales into the third quarter of 2021.

The positive trend of demand for image processing components in applications for semiconductor and electronics as well as logistics typically weakens in the second half-year due to season reasons. However, due to the bottlenecks in the supply markets this weakening is expected be milder this year.

Furthermore, the management assumes the demand for image processing components to recover further in other automation fields and the demand from the medical sector to increase continuously.

Despite positive market outlooks, the management confirms its growth forecast until further notice, due to high uncertainties in the procurement markets. This includes sales within a corridor of € 205 – 225 million at a pre-tax return rate of 13 – 15.5 %. This yield includes increasing personnel costs and material costs in the course of the second half-year that will be caused by new hirings and the reduction of Corona restrictions. In addition, the yield forecast takes into account a slight decrease in the gross profit margin due to increased material costs from interim purchases from brokers.

Management is positive about the future and will update its medium-term business planning at the end of the year. This currently envisages achieving sales of approximately Euro 250 million in 2023.

# INTERIM MANAGEMENT REPORT INCLUDING ESSENTIAL SUPPLEMENTARY DISCLOSURES OF THE ANNUAL FINANCIAL STATEMENT OF DECEMBER 31, 2020 ACCORDING TO IFRS

## REPORT ON PROFIT, FINANCE, AND ASSET SITUATION

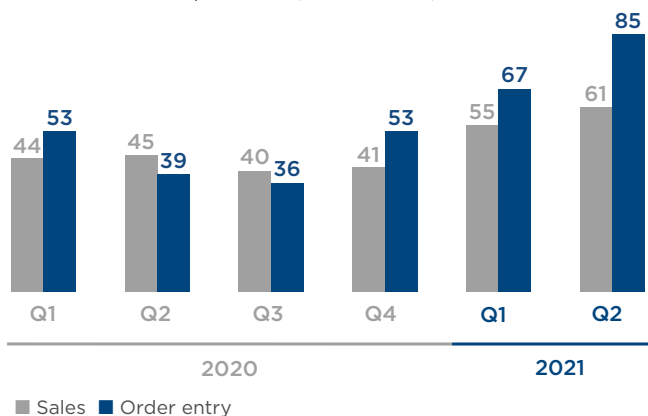
### SALES AND INCOMING ORDERS, COSTS OF SERVICE PROVISION

Compared to the same period of the previous year, sales increased by 30 % to Euro 115.2 million (previous year: Euro 88.9 million). Incoming orders increased by 65 % to € 152.4 million (previous year: € 92.3 million). The geographical distribution of sales is heavily weighted towards Asia, at 57 %. The relatively strong demand from the semiconductor and electronics sector as well as the

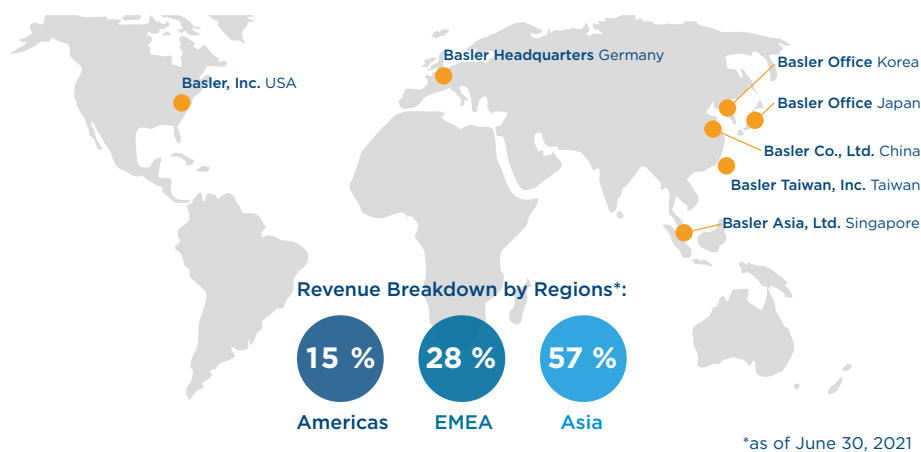
quick recovery in China after the Corona lockdown additionally affected the traditionally high Asia portion in a positive way. 28 % of sales were attributable to the EMEA region and 15 % to the Americas region.

### REVENUE

For the last six quarters (in € million)

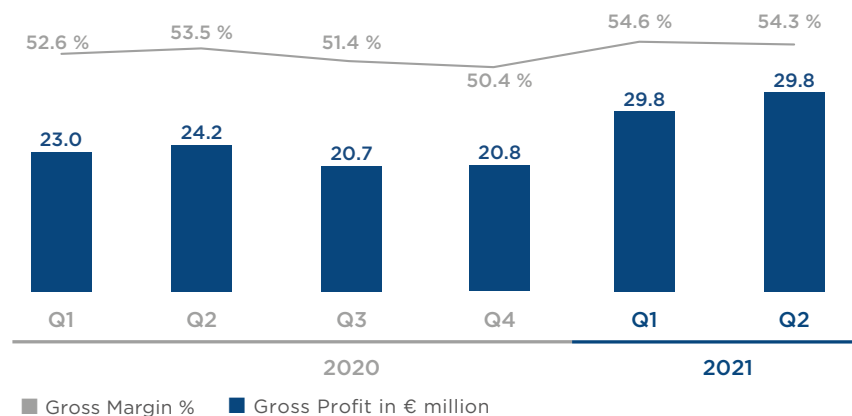


### REVENUE SPLIT BY REGIONS



### GROSS PROFIT

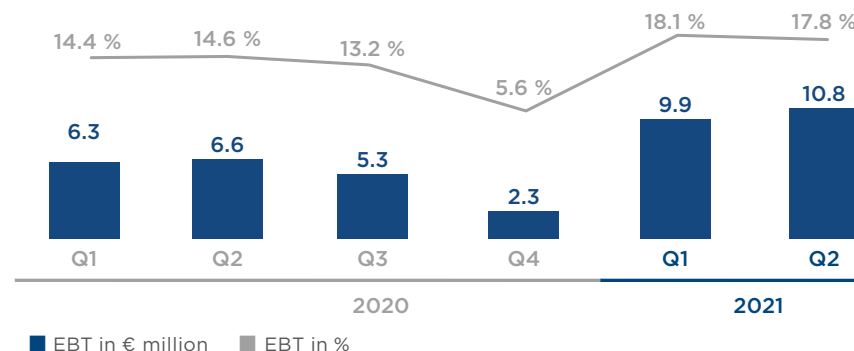
Development of gross margin



The gross profit margin of 54.4 % (previous year: 53.1 %) increased in the first half-year. Strategic material savings and a high utilization level in production over compensated temporary increases in material costs by spot buys in the first half-year. For the second half-year, however, management expects a net reduction in the gross profit margin of approximately two percentage points due to the increased need for interim purchases and further rising prices at brokers.

### EARNINGS BEFORE TAXES

For the last six quarters



Compared to the previous year, the pre-tax result significantly improved by € 8.0 million to Euro 20.8 million (previous year: € 12.8 million) due to economies of scale. In addition to the considerable increase of the gross profit, Corona related lower non-personnel expenses - albeit with much less influence - led to this very strong increase in result. On the other hand, there are higher expenses due to special write-offs of intangible assets of € 2.3 million and personnel expenses for any profit-sharing bonuses. A pro rata provision of € 2.3 million was made for this in the course of the second quarter.

The period surplus amounted to € 15.7 million and thus was 64 % over the previous year's value of € 9.6 million. The result per share (diluted = undiluted) amounted to € 1.57 (previous year: € 0.96).

### ASSET SITUATION

While the long-term assets remained on the level of December 31, 2020, short-term assets increased by approximately Euro 14.8 million. This is mainly due to the considerable increase of receivables from deliveries and services because of the high increase in sales. Furthermore, inventories slightly increased.

### DEVELOPMENT OF EQUITY

Equity amounted to € 122.7 million (December 31, 2020: € 114.9 million). On June 30, 2021, the equity ratio slightly decreased to 60.1 %, compared to 60.4 % on December 31, 2020. This development is due to the distribution of the dividend in the amount of € 5.8 million as well as share buybacks in the amount of € 2.9 million in the second quarter.

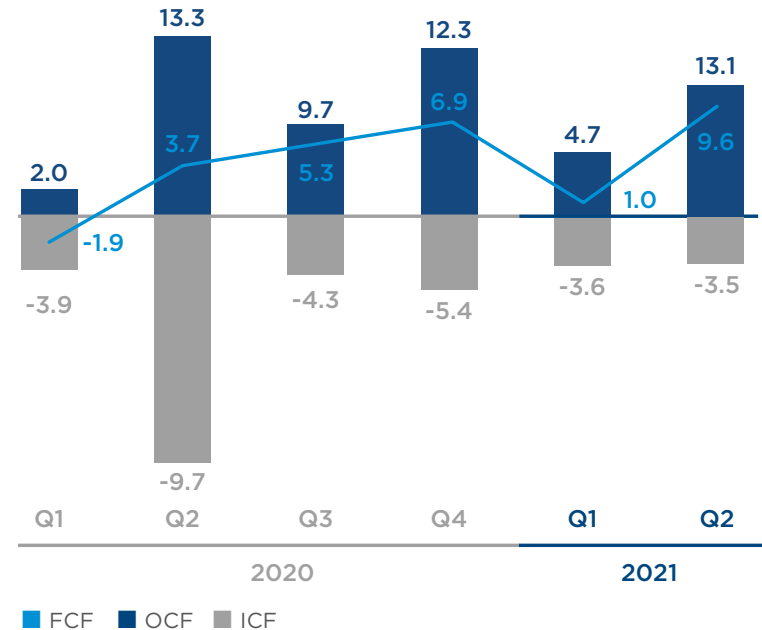
### CASH FLOW AND LIQUIDITY

The operating cash flow amounted to € 19.7 million (previous year: € 15.4 million). The increase compared with the same period of 2020 is mainly due to the rise in profit after tax result by Euro 6.1 million. The operating cash flow was burdened by a significant increase in receivables due to the strong sales growth in the first half-year. The cash flow from investing activities amounted to € -9.1 million (previous year: € -13.6 million). In the previous year, this was increased due to M&A transactions.

Cash and cash equivalents slightly decreased from € 47.9 million (December 31, 2020) to € 45.7 million. The net liquidity after deduction of all bank liabilities amounted to € 23.0 million (December 31, 2020: € 23.0 million). The high liquidity ensures the financial stability of the company and represents the basis for a powerful growth strategy.

### CASHFLOW

For the last six quarters (in € million)



### EMPLOYEES

On the reporting date June 30, 2021, the Basler group employed 841 (December 31, 2020: 813) employees (full-time equivalents). Against the background of the strong sales growth, the management approved a recruiting program for approximately 150 new employees. The company aims to implement these hirings in the course of the current financial year.

## EVENTS AFTER THE END OF THE INTERIM REPORTING PERIOD

### REPORT ON SIGNIFICANT TRANSACTIONS WITH RELATED PARTIES (ENTITIES AND INDIVIDUALS)

As of April 19, 2021, the merger of the wholly owned subsidiary Silicon Software GmbH, Mannheim, with Basler AG, Ahrensburg, was entered in the commercial register. Thus, Silicon Software GmbH is no longer an independent company, but has been fully absorbed into Basler AG. The operational integration of the employees and processes had already been completed in 2020.

### OPPORTUNITIES AND RISKS REPORT

Regarding significant opportunities and risks of the probable development of the Basler group, we refer to the opportunities and risks described in the group management report as of December 31, 2020. Existing risks are continuously monitored and countermeasures are initiated. In the third quarter of 2020, a regular, detailed risk inventory will take place.

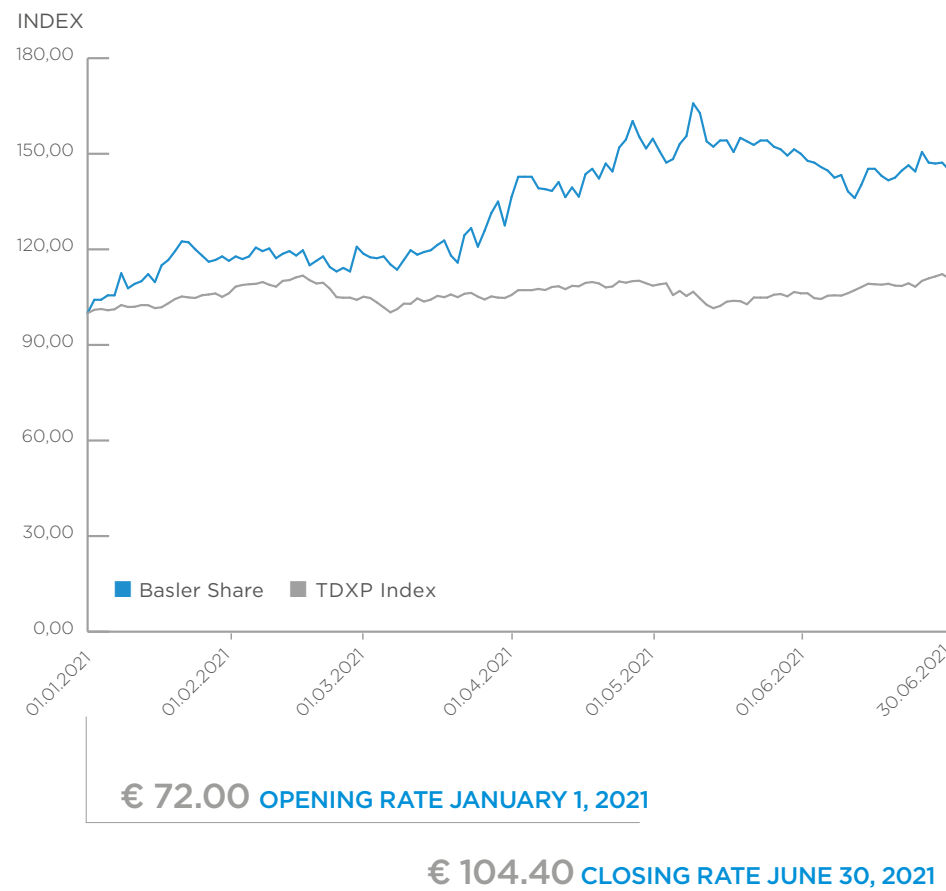
### NOTES TO THE INTERIM STATEMENT ACCORDING TO IFRS

The interim statement of Basler was prepared according to the International Financial Reporting Standards (IFRS) as applicable within the European Union (EU), the interpretations of the International Financial Reporting Interpretations Committee (IFRIC), as well as the Standing Interpretations Committee (SIC). The interim statement was prepared according to the provision of the IAS 34. The interim statement as of June 30, 2021 has not been audited. The same accounting and valuation methods are applied as in the consolidated financial statements as of December 31, 2020.

For significant changes of the consolidated balance sheet, the consolidated income statement as well as the consolidated cash flow statement, we refer to the report on the profit, finance and asset situation. The statements on IFRS 9 made in the annual financial statements as of December 31, 2020 have not been changed by the Corona pandemic. To date, the Basler company did not

perceive a change in the customer's payment behavior that would have led to a different valuation of trade receivables. No findings that would have led to a revaluation of lease accounting in accordance with IFRS 16 were available as of the reporting date.

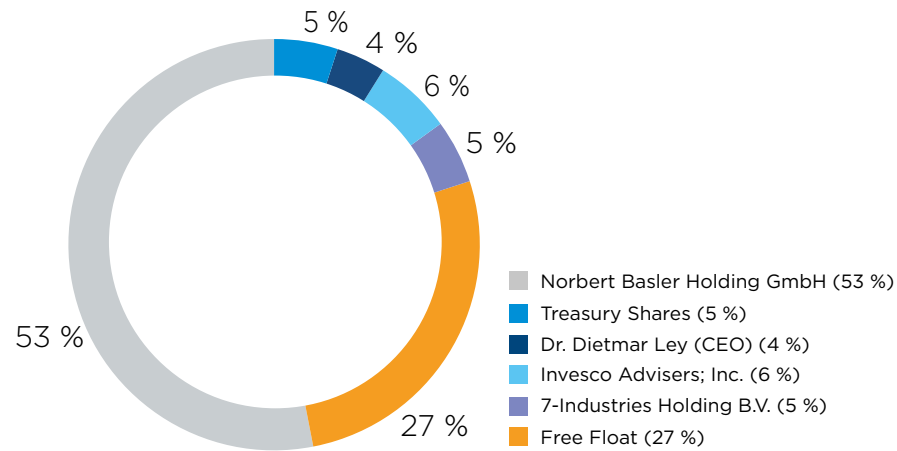
## BASLER IN THE CAPITAL MARKET





## SHAREHOLDER STRUCTURE

The share capital of Basler AG amounted to EUR 10.5 million on June 30, 2021 and was divided into 10.5 million non-par-value bearer shares at € 1.00 each.



## SHAREHOLDINGS MANAGEMENT

	06/30/2021 Number of shares in pieces	12/31/2020 Number of shares in pieces
<b>Supervisory Board</b>		
Norbert Basler	-	-
Dorothea Brandes	-	-
Horst W. Garbrecht	-	-
Dr. Marco Grimm	-	-
Prof. Dr. Eckart Kottkamp	-	-
Prof. Dr. Mirja Steinkamp	-	-
<b>Management Board</b>		
Arndt Bake	2,075	1,850
John P. Jennings (until 12/31/20)	13,500	13,500
Dr. Dietmar Ley	379,206	378,882
Hardy Mehl	5,901	5,550
Alexander Temme	0	0

## GENERAL MEETING 2021

On May 19, 2021, the annual general meeting of Basler AG took place in Hamburg, and this was the second virtual meeting due to the special COVID-19 circumstances. The voting results of this year's annual general meeting are as follows:

The presentation of the annual general meeting, the dividend announcement and all other information on this subject can be found on the company's website at

[www.baslerweb.com/en/company/investors/annual-general-meeting/2021/](http://www.baslerweb.com/en/company/investors/annual-general-meeting/2021/)

## SHARE BUYBACK PROGRAM

Tagesordnungspunkte	Shares for which valid votes cast have been cast	Share in share capital in %	Yes	In %	No	In %
Agenda Item 2 Resolution on the appropriation of the Balance sheet profit for the 2020 financial year to appropriate the net profit for the 2020 financial year in the amount of € 39,074,097.68 be appropriated as follows: Distribution of a dividend of € 0.58 per no-par value dividend-bearing no-par value share, which corresponds to € 5.788.028,71. The remaining amount of €33,286,068.97 shall be carried forward to new account	8,437,072	80.35 %	8,436,111	99.99 %	961	0.01 %
Agenda Item 3 Resolution on the discharge of the members of the management board for the 2020 financial year to discharge the members of the management board for the financial year 2020	8,018,924	76.37 %	8,018,924	100.00 %	0	0.00 %
Agenda Item 4 Resolution on the discharge of the members of the supervisory board for the 2020 financial year to grant discharge to the members of the supervisory board for the 2020 financial year	2,901,894	27.64 %	2,812,756	96.93 %	89,138	3.07 %
Agenda Item 5 Election of the auditor and the Group auditor for the financial year 2021 and the auditor for the review of other interim review of other interim financial reports for the financial year 2021 and the financial year 2022 before the Annual General Meeting 2022 with the content of the resolution proposal of the supervisory board under agenda item 5, as published in the Federal Gazette (Bundesanzeiger) on 09 April 2021	8,436,560	80.35 %	8,369,008	99.20 %	67,552	0.80 %
Agenda Item 6 Resolution on the election to the supervisory board of Basler stock corporation as shareholder representative with effect from the end of the Annual General Meeting of 19 May 2021 until the end of the Annual General Meeting that decides on the discharge of the members of the supervisory board for the financial year 2025, to elect Prof. Dr. Mirja Steinkamp to the supervisory board	8,436,622	80.35 %	8,100,005	96.01 %	336,617	3.99 %
Agenda Item 7 Resolution on the approval of the remuneration system for the members of the management board	8,436,557	80.35 %	8,057,815	95.51 %	378,742	4.49 %
Agenda Item 8 Resolution on the remuneration of the supervisory board member with the content of the resolution proposal of the management board and supervisory board under agenda item 8, as published in the Federal Gazette on 09 April 2021	8,409,786	80.09 %	8,408,361	99.98 %	1,425	0.02 %

With the approval of the supervisory board, on December 9, 2020, the management board of Basler AG decided to terminate the share buyback program initially re-started in 2020 on March 11, 2020, and dormant at that time, and to launch a new share buyback program on the basis of the annual general meeting's resolution of May 26, 2020. The new share buyback program has a total volume of up to € 10 million and a term until May 25, 2020.

The basis for the share buyback program is the authorization pursuant to § 71 para. 1 no. 8 of the German Stock Corporation Act (AktG) in accordance with the resolution of the Annual General Meeting of May 26, 2020, on agenda item 8 of this Annual General Meeting. According to this, the company may acquire treasury shares in the total amount of up to € 1,050,000.00 divided into 1,050,000 shares on the basis of the currently registered share capital. The authorization is valid until the end of May 25, 2025.

While the company may in principle use the shares for all legally permissible purposes in accordance with the authorization, this share buyback program is intended in particular to serve the acquisition of treasury shares for subsequent use as acquisition funds.

The share buyback program will be implemented as a programmed buyback program within the meaning of Art. 1 lit. a of Regulation (EU) 2016/1052. The Oddo BHF Bank has discontinued this business and Basler AG will in the future handle the share buybacks with Berenberg bank, which has already been a partner of the company for many years in various areas. The bank shall be instructed, at its own discretion but within the framework of the following provisions, to purchase from the respective daily turnover not more than 25 % of the average daily trading volume of the 20 trading days on the respective trading venue prior to the purchase date. The purchase price per share (excluding ancillary purchase costs) may not exceed or fall short of the stock exchange price of Basler AG in XETRA trading (or a comparable successor system) on the Frankfurt Stock Exchange determined by the opening auction on the trading day by more than 10 %.

The extent to which own shares are actually acquired will depend in particular on market conditions. The acquisition will be made via the stock exchange

in compliance with the provisions of Regulation (EU) No 596/2014 of the European Parliament and of the Council of April 16, 2014, on market abuse ("Market Abuse Regulation") and the Commission Delegated Regulation (EU) 2016/1052 of March 8, 2016, adopted on the basis of Article 5(6) of the Market Abuse Regulation supplementing Regulation (EU) No 596/2014 of the European Parliament and of the Council with regulatory technical standards on the conditions applicable to buy-back programs and stabilization measures ("Delegated Regulation") and the volume limits and further acquisition restrictions and publication requirements provided for therein. The Company has the right to suspend or prematurely terminate the share buyback program at any time.

In the reporting period, the company acquired a total of 31,000 shares and held 522,500 treasury shares or 4.998 % as of the reporting date 30 June 2021. The threshold of 5 % was reached on July 19, 2021, this was reported to the capital market accordingly.

As a component of the variable management board remuneration for 2020, the company has issued a total of 900 treasury shares to Dietmar Ley, Arndt Bake as well as Hardy Mehl by end of March 2021.

Furthermore, in May the company transferred 2,336 shares to the former management of Silicon Software GmbH as part of the contractually agreed earn-out.

## GERMAN CORPORATE GOVERNANCE CODE

The current declaration of the management board and the supervisory board pursuant to § 161 of the German Stock Corporation Act (AktG) regarding the German Corporate Governance Code was made continually available to the shareholders on the company's website at: [www.baslerweb.com/investors/corporate-governance](http://www.baslerweb.com/investors/corporate-governance).

## DECLARATION OF THE LEGAL REPRESENTATIVES

We affirm to the best of our knowledge that the interim consolidated financial statements, in accordance with the accounting principles applicable to interim reporting, provide a true and fair view of the group's asset, financial, and earnings situation and that the group's interim management report represents a true and fair picture of the course of business, including the operating result, and the group's financial situation as well as describing the essential opportunities and risks concomitant with the expected development of the group during the remainder of the fiscal year.

The management board



Dr. Dietmar Ley  
CEO



Arndt Bake  
CMO



Hardy Mehl  
CFO/COO



Alexander Temme  
CCO



## CONSOLIDATED PROFIT AND LOSS STATEMENT

Group's annual balance sheet according to IFRS for the fiscal year from January 1, 2021 to June 30, 2021

in € k	01/01/ - 06/30/2021	01/01/ - 06/30/2020
Sales revenues	115,240	88,866
Currency earnings	-209	159
Cost of sales	-52,302	-41,837
<b>Gross profit on sales</b>	<b>62,729</b>	<b>47,188</b>
Other income	544	343
Sales and marketing costs	-17,089	-15,144
General administration costs	-10,187	-8,333
Research and development		
Full costs	-14,236	-12,137
Capitalisation of intangible assets	4,924	4,925
Depreciations intangible	-5,617	-3,666
Research and development	-14,929	-10,878
Other expenses	-25	-22
<b>Operating result</b>	<b>21,043</b>	<b>13,154</b>
Financial income	49	76
Financial expenses	-329	-414
<b>Financial result</b>	<b>-280</b>	<b>-338</b>
<b>Earnings before tax</b>	<b>20,763</b>	<b>12,816</b>
Income tax	-5,049	-3,185
<b>Group's period surplus</b>	<b>15,714</b>	<b>9,631</b>
of which are allocated to		
shareholders of the parent company	15,714	9,631
non-controlling shareholders	0	0
Average number of shares	10,002,716	10,006,082
Earnings per share diluted = undiluted (€)	1.57	0.96

## CONSOLIDATED STATEMENT OF COMPREHENSIVE INCOME

Group's annual balance sheet according to IFRS for the fiscal year from January 1, 2021 to June 30, 2021

in € k	01/01/ - 06/30/2021	01/01/ - 06/30/2020
Group's period surplus	15,714	9,631
Result from differences due to currency conversion, directly recorded in equity (to reclassified to the consolidated income statement in the future under certain conditions)	823	-204
Adjustment Finance Lease w/o income effect/ IFRS 15 (not to be reclassified subsequently to the consolidated income statement)	0	0
<b>Total result, through profit or loss</b>	<b>823</b>	<b>-204</b>
<b>Total result</b>	<b>16,537</b>	<b>9,427</b>
of which are allocated to		
shareholders of the parent company	16,537	9,427
non-controlling shareholders	0	0

## CONSOLIDATED CASH FLOW STATEMENT

Group's annual balance sheet according to IFRS for the fiscal year from January 1, 2021 to June 30, 2021

in € k	01/01/ - 06/30/2021	01/01/ - 06/30/2020
<b>Operating activities</b>		
Group's period surplus	15,714	9,631
Increase (+) / decrease (-) in deferred taxes	-442	-406
Payout/ incoming payments for interest	450	438
Depreciation of fixed assets	8,629	6,690
Change in capital resources without affecting payment	795	-204
Increase (+) / decrease (-) in accruals	6,405	2,755
Profit (-) / loss (+) from asset disposals	1	0
Increase (-) / decrease (+) in reserves	-3,827	-2,858
Increase (+) / decrease (-) in advances from demand	141	-590
Increase (-) / decrease (+) in accounts receivable	-11,834	-2,982
Increase (-) / decrease (+) in other assets	-663	2,238
Increase (+) / decrease (-) in accounts payable	4,583	211
Increase (+) / decrease (-) in other liabilities	-254	446
<b>Net cash provided by operating activities</b>	<b>19.698</b>	<b>15,369</b>
<b>Investing activities</b>		
Payout for investments in fixed assets	-8,232	-6,664
Incoming payments for asset disposals	-98	11
Expenses for acquisitions less cash acquired	-749	-6,927
<b>Net cash provided by investing activities</b>	<b>-9.079</b>	<b>-13,580</b>



in € k	01/01/ - 06/30/2021	01/01/ - 06/30/2020
<b>Financing activities</b>		
Payout for amortisation of bank loans	-2,055	-3,533
Payout for amortisation of finance lease	-1,281	-1,437
Incoming payment for borrowings from banks	0	9,000
Interest payout	-450	-438
Incoming payment for sale of own shares	83	0
Payout for own shares	-3,251	-36
Dividends paid	-5,801	-2,602
<b>Net cash provided by financing activities</b>	<b>-12,755</b>	<b>954</b>
<b>Change in liquid funds</b>	<b>-2,136</b>	<b>2,743</b>
Funds at the beginning of the period	47,860	35,177
<b>Funds at the end of the period</b>	<b>45,724</b>	<b>37,920</b>
<b>Composition of liquid funds at the end of the period</b>		
Cash in bank and cash in hand	45,724	37,920
Payout for taxes	-3,025	-824

## GROUP BALANCE SHEET

Group's annual balance sheet according to IFRS for the fiscal year from January 1, 2021 to March 31, 2021

in € k	06/30/2021	12/31/2020
<b>Assets</b>		
<b>A. Long-term assets</b>		
I. Intangible assets	37,845	37,346
II. Goodwill	27,474	27,474
III. Fixed assets	12,204	12,125
IV. Buildings and land in finance lease	16,531	17,151
V. Other financial assets	5	5
VI. Deferred tax assets	1,016	879
	<b>95,075</b>	<b>94,980</b>
<b>B. Short-term assets</b>		
I. Inventories	23,861	20,034
II. Receivables from deliveries and services	31,305	19,471
III. Other short-term financial assets	1,205	2,198
IV. Other short-term assets	2,265	1,413
V. Claim for tax refunds	4,828	4,176
VI. Cash in bank and cash in hand	45,724	47,860
	<b>109,188</b>	<b>95,152</b>
	<b>204,263</b>	<b>190,132</b>

in € k	06/30/2021	12/31/2020
<b>Liabilities</b>		
<b>A. Equity</b>		
I. Subscribed capital	9,977	10,005
II. Capital reserves	26,517	22,590
III. Retained earnings	90,160	87,091
IV. Other components of equity	-3,955	-4,778
	<b>122,699</b>	<b>114,908</b>
<b>B. Long-term debt</b>		
I. Long-term liabilities		
1. Long-term liabilities to banks	19,066	21,121
2. Other financial liabilities	537	638
3. Liabilities from finance lease	9,917	11,366
II. Non-current provisions	1,080	1,080
III. Deferred tax liabilities	9,404	9,710
	<b>40,004</b>	<b>43,915</b>
<b>C. Short-term debt</b>		
I. Other financial liabilities	4,110	4,110
II. Short-term accrual liabilities	10,177	5,644
III. Short-term other liabilities		
1. Liabilities from deliveries and services	15,655	11,072
2. Other short-term financial liabilities	3,385	4,394
3. Liabilities from finance lease	3,709	3,437
IV. Current tax liabilities	4,524	2,652
	<b>41,560</b>	<b>31,309</b>
	<b>204,263</b>	<b>190,132</b>

## CONSOLIDATED STATEMENT OF CHANGES IN EQUITY

Group's annual balance sheet according to IFRS for the fiscal year from January 1, 2021 to June 30, 2021

in € k	Subscribed capital	Capital reserve	Retained earnings incl. group's earnings	Other components of equity			Total
				Differences due to currency conversion	Adjustment recognized directly in equity Finance lease/ IFRS15	Sum of other components of equity	
<b>Shareholders' equity as of 01/01/2020</b>	<b>10,008</b>	<b>22,398</b>	<b>74,809</b>	<b>538</b>	<b>-4,772</b>	<b>-4,234</b>	<b>102,981</b>
Total result			9,631	-204		-204	9,427
Share salesback/ Share buyback	-3		-33				-36
Dividend outpayment*			-2,602				-2,602
<b>Shareholders' equity as of 06/30/2020</b>	<b>10,005</b>	<b>22,398</b>	<b>81,805</b>	<b>334</b>	<b>-4,772</b>	<b>-4,438</b>	<b>109,770</b>
Total result			5,478	-555	215	-340	5,138
Share salesback/ Share buyback		192	-192				0
<b>Shareholders' equity as of 12/31/2020</b>	<b>10,005</b>	<b>22,590</b>	<b>87,091</b>	<b>-221</b>	<b>-4,557</b>	<b>-4,778</b>	<b>114,908</b>
Total result		3,927	11,787	823		823	16,537
Share salesback/ Share buyback	-28		-2,917				-2,945
Dividend outpayment**			-5,801				-5,801
<b>Shareholders' equity as of 06/30/2021</b>	<b>9,977</b>	<b>26,517</b>	<b>90,160</b>	<b>602</b>	<b>-4,557</b>	<b>-3,955</b>	<b>122,699</b>

\* 0,26 € per share

\*\* 0,58 € per share

## EVENTS 2021

### IR-EVENTS

Date	Event	Venue
11/04/2021	Publication 9-month report 2021	Ahrensburg, Germany
11/22/2021-11/23/2021	Deutsches Eigenkapitalforum 2021	Frankfurt am Main, Deutschland

### SHOWS AND CONFERENCES

Date	Event	Venue
06/29/2021-07/01/2021	IAMD Shenzhen	Shenzhen, China
08/24/2021-08/28/2021	China International Industry Fair Shanghai (CIIF)	Shanghai, China
08/25/2021-08/28/2021	Taipei International Industrial Automation Exhibition	Taipei, Taiwan
09/08/2021-09/10/2021	Korea Vision Show	Seoul, Korea
Dec. 2021	International Technical Exhibition on Image Technology and Equipment 2021 (ITE)	Yokohama, Japan
12/03/2021-12/06/2021	Healthcare+ Expo Taiwan	Taipei, Taiwan

## CONTACT

### **BASLER AG**

An der Strusbek 60-62  
22926 Ahrensburg  
Germany  
Tel. +49 4102 463 0  
Fax +49 4102 463 109  
[info@baslerweb.com](mailto:info@baslerweb.com)  
[baslerweb.com](http://baslerweb.com)

### **BASLER NEUMÜNSTER**

Oderstr. 11  
24539 Neumünster  
Germany  
Tel. +49 4321 559560  
Fax +49 4321 5595610  
[embedded.europe@baslerweb.com](mailto:embedded.europe@baslerweb.com)

### **BASLER MANNHEIM**

Konrad-Zuse-Ring 28  
68163 Mannheim  
Germany  
+49 621 789 507 0  
+49 621 789 507 10  
[info-mannheim@baslerweb.com](mailto:info-mannheim@baslerweb.com)

### **BASLER, INC.**

855 Springdale Drive, Suite 203  
Exton, PA 19341  
USA  
Tel. +1 610 280 0171  
Fax +1 610 280 7608  
[usa@baslerweb.com](mailto:usa@baslerweb.com)

### **BASLER ASIA PTE. LTD.**

35 Marsiling Industrial Estate Road 3  
#05-06  
Singapore 739257  
Tel. +65 6367 1355  
Fax +65 6367 1255  
[singapore@baslerweb.com](mailto:singapore@baslerweb.com)

### **BASLER VISION TECHNOLOGIES TAIWAN INC.**

No. 160, Zhuangjing N. Rd.,  
Zhubei City, Hsinchu County 302,  
Taiwan (R.O.C.)  
Tel. +886 3 558 3955  
Fax +886 3 558 3956  
[sales.taiwan@baslerweb.com](mailto:sales.taiwan@baslerweb.com)

### **BASLER VISION TECHNOLOGY (BEIJING) CO., LTD**

2nd Floor, Building No.5, Dongsheng  
International Pioneer Park,  
No.1 Yongtaizhuang North Road,  
Haidian District, Beijing  
Tel. +86 010 6295 2828  
Fax +86-010-6280 0520  
[sales.asia@baslerweb.com](mailto:sales.asia@baslerweb.com)

### **BASLER JAPAN KK**

3F Shibadaimon Tosei Building,  
1-1-32 Shibadaimon, Minato-ku,  
Tokyo 105-0012, Japan  
Tel. +81 3 6402 4350  
Fax +81 3 6402 4351  
[sales.japan@baslerweb.com](mailto:sales.japan@baslerweb.com)

### **BASLER KOREA INC.**

No. 1503 Parkview Tower,  
248 Jeongjail-Ro, Bundang-Gu,  
Seongnam 13554, Korea  
Tel. +82 31 714 3114  
[sales.korea@baslerweb.com](mailto:sales.korea@baslerweb.com)

